

DIN 41612

TYPE C - MALE

- 32, 48, 64 and 96 Contacts
- 3 Rows
- Class 2 and 3
- 2.54mm(0.1"), 5.08mm(0.2" Half loaded) Pitch
- High Reliability
- UL Approved



SPECIFICATION

Material

Insulator: Glass filled polyester (PBT, UL flammability 94V-0)

Contacts: Female copper alloy, male brass

Contact finish: Contact area: Gold over nickel (per requirements of performance class 3, class 2)
Termination area: Tin - plated or Gold-plated for long wrap post

Mechanical

Insertion force: 96 contacts max. 90N
64 contacts max. 60N
48 contacts max. 45N
32 contacts max. 30N
Withdrawal force per contact: min 0.15N

Temperature range: -55°C to +125°C
Air and creepage distance 1.2mm min.

Electrical

Current rating: 20°C 2A
70°C 1A
100°C 0.5A

Contact resistance: ≤20mΩ (testing current 100mA)
≤40mΩ after 400 mating cycles

Capacitance between adjacent contacts: Appr. 2pF

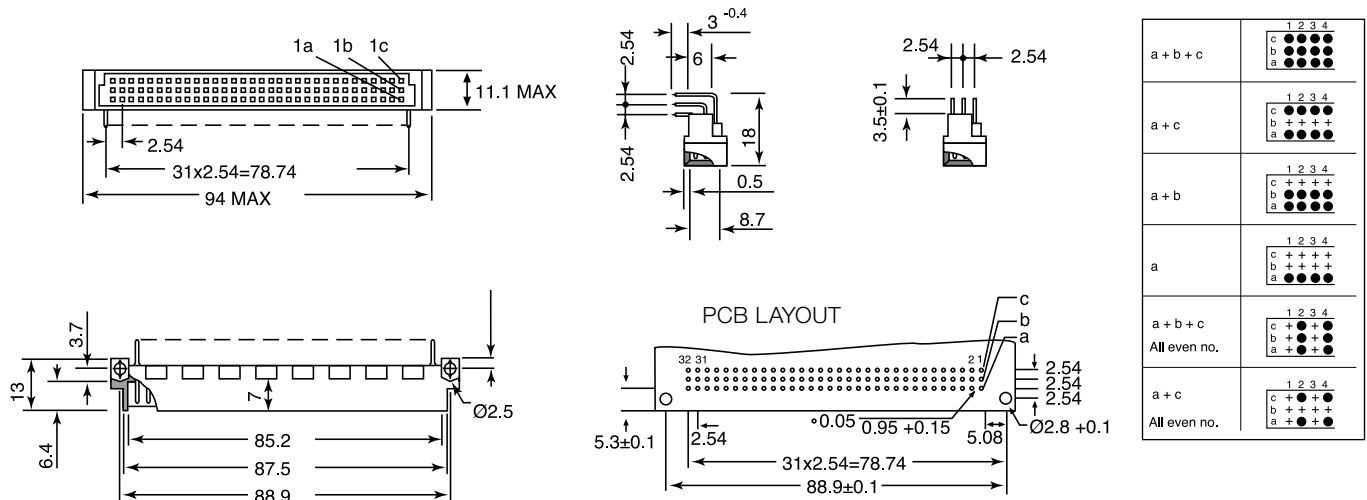
Insulation resistance: ≥10¹²Ω
(between adjacent contacts at 100 VDC)

Test voltage: 1,000Vrms between contacts (2.54mm spacing)
1,550Vrms between contacts (5.08mm spacing)
1,550Vrms between contacts and body

Operating voltage: 250V AC

Agency approval
U/L Electric rating: 250V, 2A
Mating Cycles: Class 2 = 400 Class 3 = 50

OUTLINE DRAWING




ORDERING INFORMATION

DBC	DIN	M	96	C	ABC	S	3
Dubilier Connectors	Series DIN 41612	Connector Type M = Male	N° of Ways 32 = 32 ways 48 = 48 ways 64 = 64 ways 96 = 96 ways	Housing Style C = C	Position of Contacts A, AB, AC, ABC, ABC1 = A+B+C even n°. AC1=AC even n°.	Termination Style S = Straight Solder RA = Right Angled Solder	Quality Class 3 = class 3 2 = class 2

DIN 41612

TYPE C – FEMALE

- 32, 48, 64 and 96 Contacts
- 3 Rows
- Class 2 and 3
- 2.54mm(0.1"), 5.08mm(0.2" Half loaded) Pitch
- High Reliability
- UL Approved



SPECIFICATION

Material

Insulator: Glass filled polyester (PBT, UL flammability 94V-0)

Contacts: Female copper alloy, male brass

Contact finish: Contact area: Gold over nickel (per requirements of performance class 3, class 2)
Termination area: Tin - plated or Gold-plated for long wrap post

Mechanical

Insertion force: 96 contacts max. 90N
64 contacts max. 60N
48 contacts max. 45N
32 contacts max. 30N
Withdrawal force per contact: min 0.15N

Temperature range: -55°C to +125°C
Air and creepage distance 1.2mm min.

Electrical

Current rating: 20°C 2A
70°C 1A
100°C 0.5A

Contact resistance: ≤20mΩ (testing current 100mA)
≤40mΩ after 400 mating cycles

Capacitance between adjacent contacts: Appr. 2pF

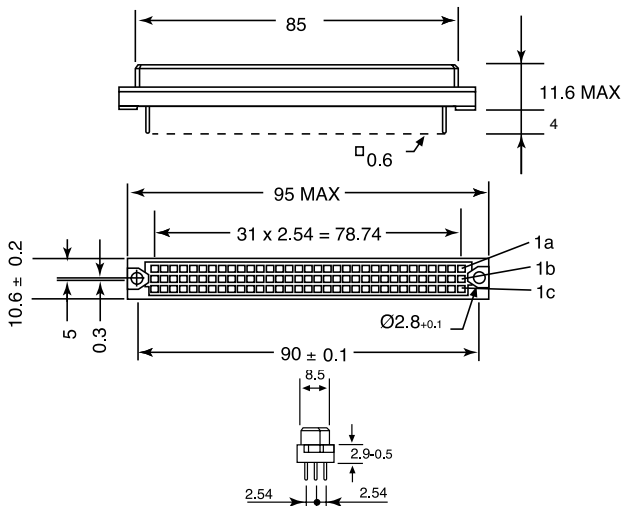
Insulation resistance: ≥10¹²Ω
(between adjacent contacts at 100 VDC)

Test voltage: 1,000Vrms between contacts (2.54mm spacing)
1,550Vrms between contacts (5.08mm spacing)
1,550Vrms between contacts and body

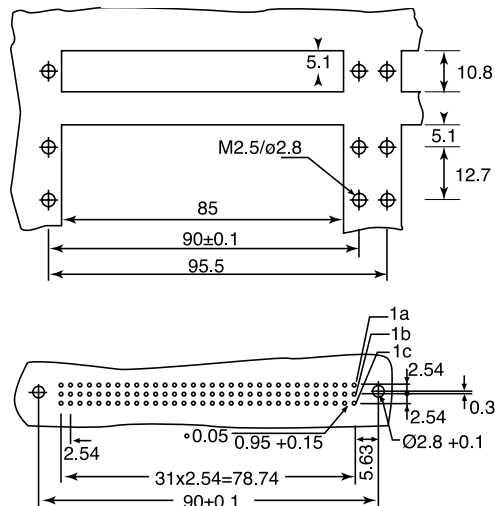
Operating voltage: 250V AC

Agency approval
U/L Electric rating: 250V, 2A
Mating Cycles: Class 2 = 400 Class 3 = 50

OUTLINE DRAWING



PCB LAYOUT



a + b + c	
a + c	
a + b	
a	
a + b + c All even no.	
a + c All even no.	

ORDERING INFORMATION

DBC	DIN	F	48	C	AB	S	3
Dubilier Connectors	Series DIN 41612	Connector Type F = Female	N° of Ways 32 = 32 ways 48 = 48 ways 64 = 64 ways 96 = 96 ways	Housing Style C = C	Position of Contacts A, AB, AC, ABC, ABC1 = A+B+C even n°. AC1=AC even n°.	Termination Style S = Straight Solder Tail length options available on request	Quality Class 3 = class 3 2 = class 2