


TERMINAL BLOCKS



3.5mm + 3.81mm PITCH - SCREWLESS

- 3.5mm and 3.81mm pitch
- UL approved
- Interlocking
- 45 degree cable entry
- 1.5mm² wire acceptance

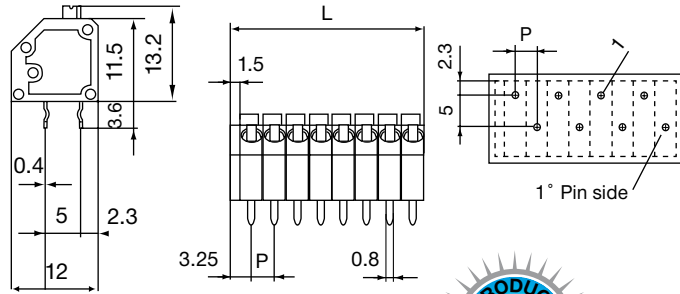


SPECIFICATION

Rating: 4A/450V (300V UL) 7
Dielectric Strength: ≥2.5KV/60sec
Insulation Resistance: ≥5MΩ
Working temperature: -20°C to +110°C
Moulding: Grey UL94V-0 flame retardant PA68
Pin/terminal: 5μ tinned, nickel plated brass

Recommended PCB hole size: ø1mm

OUTLINE DRAWING



ORDERING INFORMATION

DBC	TB	70	/2
Dubilier Connectors	Series Terminal Block	Style 70 = 3.5mm 77 = 3.81mm	N° of Ways 2 = 2 ways 3 = 3 ways
* Other Number of ways are available up to 12 Please consult office for further details			

TERMINAL BLOCKS



5.08mm PITCH - SCREWLESS

- 5.08mm pitch
- UL approved
- 2-7 pole solid block
- Flame retardant material
- 0.3 to 1.5mm² wire acceptance

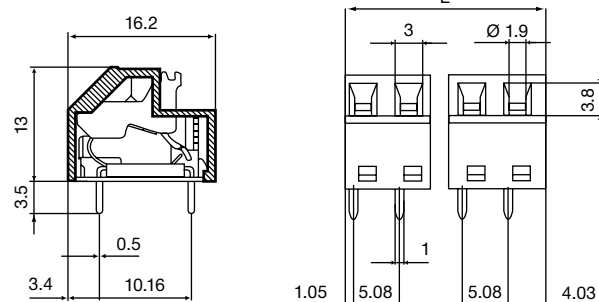


SPECIFICATION

Rating: 12A/250V
Dielectric Strength: ≥4KV/60sec
Insulation Resistance: ≥5MΩ
Working temperature: -20°C to 125°C
Short Period: 160°C
Moulding: UL94V-0 flame retardant PA66
Pin/terminal: 5μ tinned, phosphor bronze

Spring: Zinc plated steel
Recommended PCB hole size: ø1.1mm

OUTLINE DRAWING



ORDERING INFORMATION

DBC	TB	41	/2
Dubilier Connectors	Series Terminal Block	Style	N° of Ways 2 = 2 ways 3 = 3 ways



TERMINAL BLOCKS

5, 5.08, 7.5, 7.62, 10 AND 10.16mm SCREWLESS

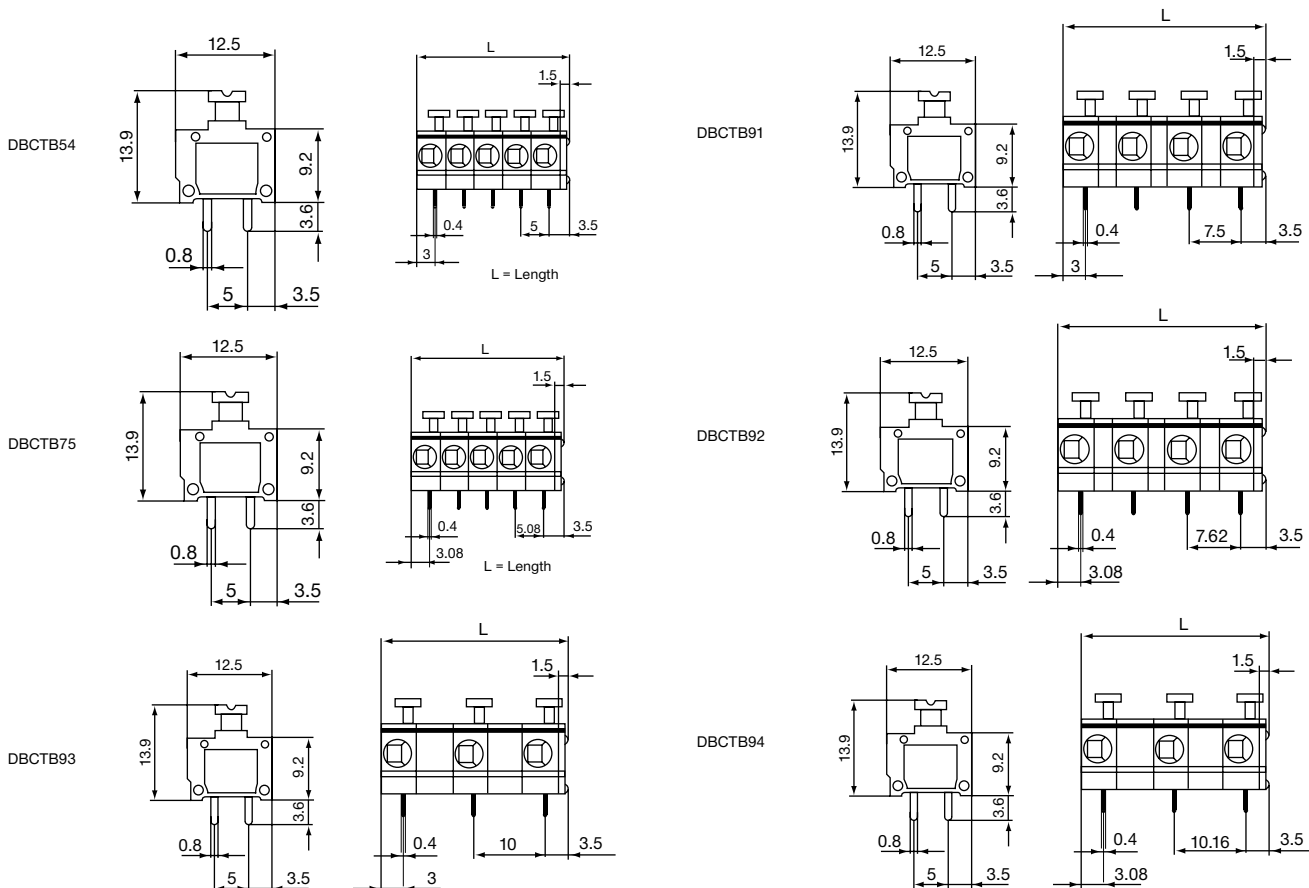
- 5, 5.08, 7.5, 7.62, 10 and 10.16mm pitch
- Breakable to desired number of poles
- 1-36 poles on 5 & 5.08mm pitch
- 0.3-1.5mm² wire acceptance
- 1-24 poles on 7.5 & 7.62mm pitch
- UL/ VDE/ CE approved
- 1-18 poles on 10 & 10.16mm pitch
- Flame retardant material



SPECIFICATION

	5/5.08	7.5/7.62/10/10.16
Rating:	12/250V	12A/750V
Dielectric Strength:	≥2.5KV/60sec	≥3KV/60sec
Insulation Resistance:	≥5MΩ	
Working temperature:	-20°C to 125°C	
Short Period:	160°	
Moulding:	UL94V-0 flame retardant PA66	
Pin/terminal:	5μ tinned, phosphor bronze	
Spring:	Zinc plated steel	
Recommended PCB hole size:	ø1.1mm	

OUTLINE DRAWING



ORDERING INFORMATION

DBC	TB	54	/2
Dubilier Connectors	Series Terminal Block	Style 54 -5mm 75-5.08mm 91-7.5mm 92-7.62mm 93-10mm 94-10.16mm	Nº of Ways 2 = 2 ways 3 = 3 ways
		* Other Number of ways are available up to 12 Please consult office for further details	

How to calculate lengths

5mm pitch	No.Poles Multiply by 5mm + 1.5mm
5.08mm pitch	No.Poles Multiply by 5.08mm + 1.5mm
7.5mm pitch	No.Poles Multiply by 7.5mm - 1mm
7.62mm pitch	No.Poles Multiply by 7.62mm - 1.04mm
10mm pitch	No.Poles Multiply by 10mm - 3.5mm
10.16mm pitch	No.Poles Multiply by 10mm - 3.58mm