



IDC

IDC CABLE SOCKET 1.27mm

- Industry compatible
- Competitively priced
- Various Plating contacts available
- 1.27mm pitch
- 2.54mm row spacing



SPECIFICATION

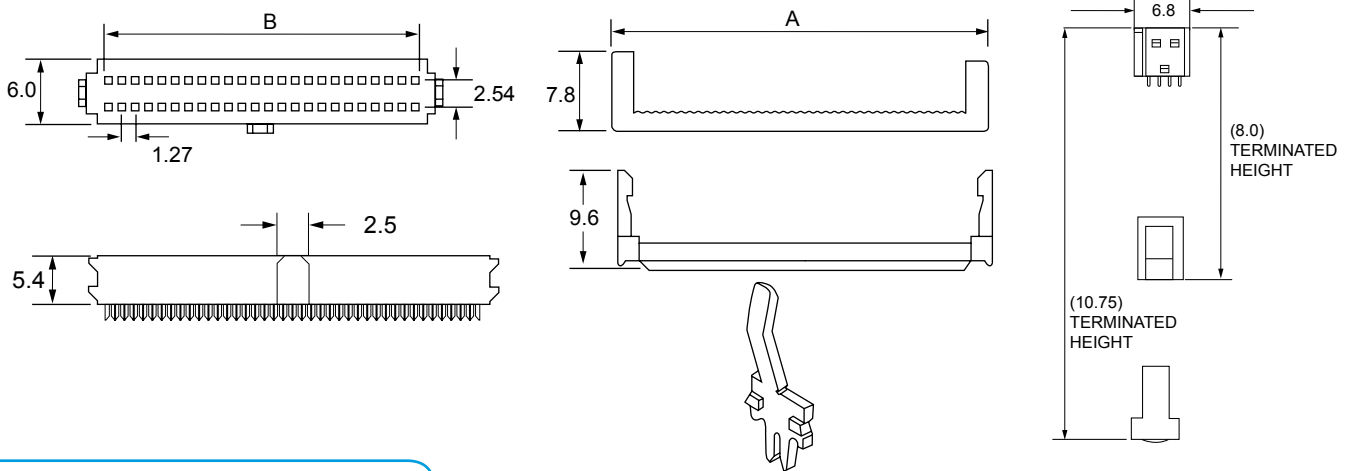
Material & Finish

Contact Material:	Phosphor Bronze
Insulator Material:	PBT, glass reinforced, rated UL 94V-0
Current Rating:	1 Amp
Contact Resistance:	30M Ω Max.
Insulator Resistance:	1000M Ω Min.
Dielectric Withstanding Voltage:	250V AC for One Minute
Operating Temperature:	-40°C to + 105°C

Terminated with 0.635mm pitch flat ribbon cable

Position	A	B
10	11.20	5.08
14	13.74	7.62
16	15.01	8.89
20	17.55	11.43
26	21.36	15.24
30	23.90	17.78
34	26.44	20.32
40	30.25	24.13
50	36.60	30.48
60	42.95	36.83
68	48.03	41.91
70	49.30	43.18
80	55.65	49.53
90	62.00	55.88
100	68.35	62.23

OUTLINE DRAWING



ORDERING INFORMATION

DBC	IDC	A7A	26	B	G	A	1
Dubilier Connectors	IDC Connector	Series	N° of Ways	Contact Material	Contact Plating	Strain Relief	Colour
			10=10way 14=14way 16=16way 20=20way 26=26way 30=30way 34=34way	B=Phosphor Bronze	G= Gold Flash S=Selective *=Other Plating available	A=With B=Without	1=Black
			50=50way 60=60way 68=68way 70=70way 80=80way 90=90way 100=100way				

SECTION 15



IDC

IDC CABLE SOCKET 1.27mm

- Industry compatible
- Competitively priced
- Various Plating contacts available
- 1.27mm pitch



SPECIFICATION

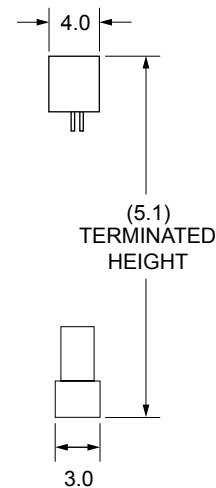
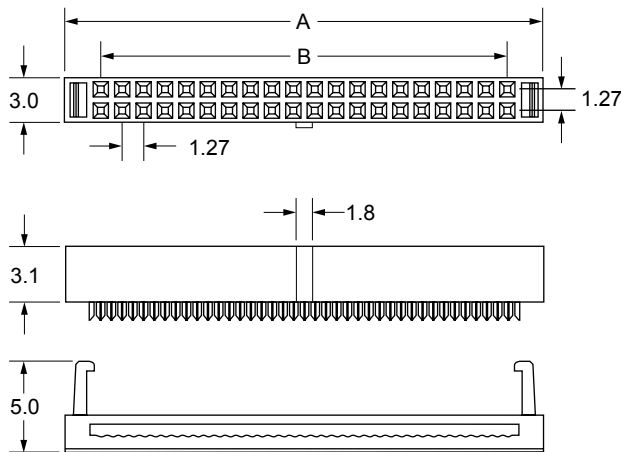
Material & Finish

- Contact Material:** Beryllium Copper
- Insulator Material:** PBT, glass reinforced, rated UL 94V-0
- Current Rating:** 0.5 Amp
- Contact Resistance:** 30M Ω Max.
- Insulator Resistance:** 1000M Ω Min.
- Dielectric Withstanding Voltage:** 250V AC for One Minute
- Operating Temperature:** -40°C to + 105°C

Terminated with 0.635mm pitch flat ribbon cable

Position	A	B
10	10.5	5.08
12	11.8	6.35
14	13.1	7.62
16	14.3	8.89
20	16.9	11.43
22	18.1	12.70
26	20.7	17.78
30	23.3	20.32
34	25.8	26.09
40	29.6	29.90
44	32.1	32.44
50	35.9	36.25

OUTLINE DRAWING



SECTION 15

ORDERING INFORMATION

DBC	IDC	A32	30	C	G	B	1
Dubilier Connectors	IDC Connector	Series	N° of Ways	Contact Material	Contact Plating	Features	Colour
			10=10way 12=12way 14=14way 16=16way 20=20way 22=22way	C=Beryllium Copper	G= Gold Flash S=Selective *=Other Plating available	B=Without Strain Relief	1=Black
			26=26way 30=30way 34=34way 40=40way 44=44way 50=50way				